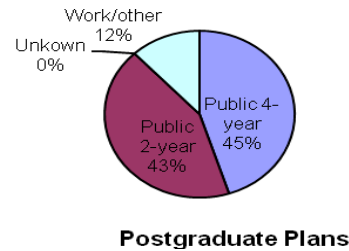
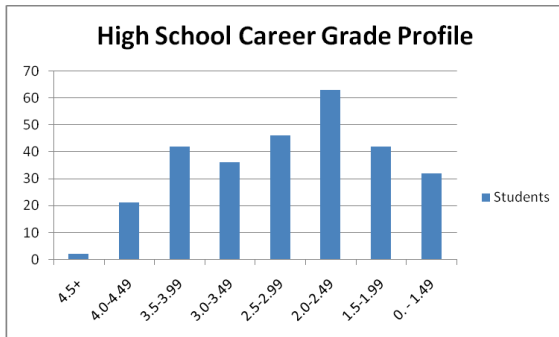


Profile: Salem, Massachusetts

CEEB: 221877

Salem High School Class of 2017



SAT Distribution – Class of 2016
 75%ile CR 570 Math 540 Writing 520
 50%ile CR 480 Math 480 Writing 450
 25%ile CR 420 Math 420 Writing 390

ACT Distribution: Composite 23.0
 English 22.2
 Mathematics 22.1
 Reading 22.4
 Science 20.6

The High School at a Glance

Curriculum profile

Number of AP subjects offered: 17
 Percentage of students taking AP courses: 23%
 Average number of AP classes taken: 3
 Academic and career tracks offered: AP, Honors,
 College Preparatory

Student census and demographic profile

Average class size: 20
 Student/teacher ratio: 11:1
 Class of 2018 size: 225
 Total Number of students: 931
 Limited English proficiency (district-wide): 8.3%
 [State average: 5.6%]
 Low-income homes (district-wide): 39.2%
 [State average: 29.2%]

Contact Information

Address: Salem High School
 Department of Guidance and Counseling
 77 Willson Street
 Salem, Massachusetts 01970

Voice: 978-740-1157
 Fax: 978-740-1122
 Email: matthewbaione@salemk12.org

Director of Guidance:

Matthew Baione 978-740-1125

Guidance Counselors:

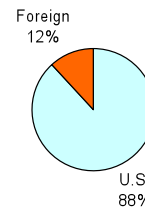
Mr. Diego Contreras 978-740-1149
 Mrs. Maureen Beaudet 978-740-1148
 Mr. Amie Capodanno 978-740-1170
 Ms. Kerry McHugh 978-825-3467
 Ms. Alice Ryan 978-740-1130

Guidance Secretary

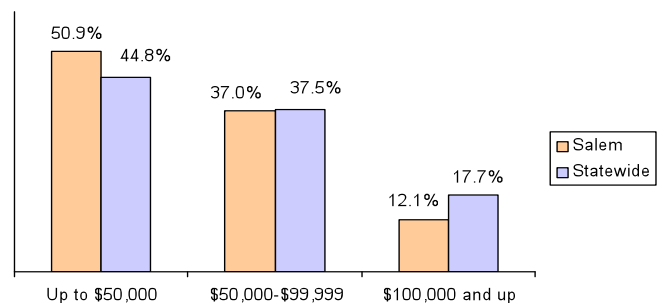
Ms. Lourdes Encarnacion 978-740-1157

Salem: The Community

Residents' Place of Birth



Household Income Profile



Highlights from History

- Settled in 1626
- Center of the witchcraft hysteria of 1692
- Principal port for the China trade in the late 18th and early 19th centuries
- Site of Alexander Graham Bell's research laboratory
- Home of Nathaniel Hawthorne and the House of Seven Gables
- 20th Century manufacturing center for Parker Brothers games and Sylvania light bulbs
- Large neighborhoods of intact 18th and early 19th century architecture